

**P.V. NARSIMHA RAO TELANGANA VETERINARY UNIVERSITY
COLLEGE OF VETERINARY SCIENCE, RAJENDRANAGAR, HYDERABAD – 500 030.**



Dr. S.T. Viroji Rao.
Associate Dean

Phone : +91-40-24015143
Fax : +91-40-24015143

The College of Veterinary Science, Rajendranagar was originally established on 5 August, 1946 as a constituent College under Osmania University with the objective of imparting and promoting Veterinary education in the princely state of Hyderabad. During the year 1954, the Indian Council of Agricultural Research, New Delhi permitted this College to train students from other states to award BVSc & AH degree. During 1957, a number of teachers were deputed for training at Kansas State University under USAID program.

The College was transferred to the fold of Andhra Pradesh Agricultural University (later known as Acharya N.G. Ranga Agricultural University) on 10 July, 1964 and was shifted to Rajendranagar campus in 1968. With the establishment of Sri Venkateswara Veterinary University at Tirupati in the year 2005, the College was brought under its control.

Consequent to the formation of the state of Telangana, the Govt. of Telangana has established a separate Veterinary University by name **SRI P.V. NARASIMHA RAO TELANGANA STATE UNIVERSITY FOR VETERINARY, ANIMAL AND FISHERY SCIENCES**, the college has been brought under the fold of this new University from Nov, 2014.

At present, the College is located in a modern building at Rajendranagar and has 18 Departments and offers B.V.Sc. & A.H. Degree program, M.V.Sc. and Ph.D. in as many departments. Clinical training is imparted at Teaching Veterinary Clinical Complex units located on the campus, in the city at New Boiguda and rural hospital located at Mylardevpally, near the campus. Besides, a dedicated R & V regiment of NCC, NSS and other extra and co-curricular activities such as Sports, Games, and Cultural and Literary activities are provided for the overall development of the students.

The teaching staff is engaged not only in teaching but also in research and extension activities. At present, there are about 400 UG and 60 PG/PhD students on rolls. The College has so far rolled out about 3500 graduates, 1000 post graduates and 100 doctorates.

Present intake strength is 60 seats for B.V.Sc. & A.H., 69 for M.V.Sc and 7 for Ph.D.

The following are the different Departments of the College

1. **Veterinary Anatomy.**
2. **Veterinary Physiology and Biochemistry.**
3. **Veterinary Pharmacology and Toxicology.**
4. **Veterinary Parasitology.**
5. **Veterinary Microbiology.**
6. **Veterinary Pathology.**
7. **Veterinary Public Health and Epidemiology.**
8. **Animal Nutrition.**
9. **Animal Genetics and Breeding.**
10. **Livestock Production Management.**
11. **Livestock Products Technology.**
12. **Veterinary Gynecology and Obstetrics.**
13. **Veterinary Surgery and Radiology.**
14. **Veterinary Medicine.**
15. **Veterinary and Animal Husbandry Extension Education.**
16. **Veterinary Clinical Complex.**
17. **Livestock Farm Complex.**
18. **Poultry Science.**
19. **Sports Complex.**
20. **Library and Information Sciences.**

1. Department of Veterinary Anatomy.

The Department started offering Master's programme from the year 1969 itself. About 50 and 25 students have been awarded M.V.Sc. and Ph.D. degrees respectively from this Department. The Department has excellent laboratory and a huge collection of specimens which is of immense use to the students.

Faculty

1. Dr. G. Purshotham, Professor & Head.
2. Dr.S. Vinaya Sheela Assistant Professor.

2. Department of Veterinary Physiology and Biochemistry.

The Department was established in the year 1946 and functioned along with Dept of pharmacology till 1964 and started offering M.V.Sc. from the year 1968 and Ph.D. from the year 1983. So far, about 12 M.V.Sc. and 4 Ph.D. students have rolled out.

Faculty

1. Dr.B.Swathi. Professor and Head
2. Dr. C. Vinayasree, Asst. Professor

Department of Biochemistry has excellent laboratory facilities. It has HPLC, Column Chromatography unit, Freeze dryer, Blood analyzer etc. Besides imparting education at UG and PG level, it also trains in laboratory diagnosis of different diseases of livestock.

Research Projects completed

1. Team of Excellence on Feed Technology and Quality Assurance

Faculty

1. Dr. Ch. Priyadarshini, Assistant Professor

3. Department of Veterinary Pharmacology and Toxicology.

This Department was established in the year 1973. It offers P.G. and Ph.D. programs. The Department has excellent laboratory facilities and the faculty are engaged in high quality research with the collaboration of private sector.

Faculty:

1. Dr. B.D.P. Kalakumar, Professor & Head.
2. Dr.M. Usha Rani. Professor.
3. Dr.B. Anil Kumar. Assistant Professor.

4. Department of Veterinary Parasitology.

This Department started offering Master's program in the year 1984. Besides academic training, the Department provides technical services to various institutes such as Nehru Zoological Park, Indian Police Academy, Hyderabad Race Club, Indian Immunologicals, National institute of Animal Biotechnology, Centre for molecular and cell biology and Private Livestock farms etc. This Department has state of the art laboratory with immunodiagnostic and molecular facilities to conduct the studies on Parasitic diseases of livestock and zoonotic pathogens. The Department has developed immune diagnostic test– IFAT for Toxoplasmosis in backyard poultry and Dot ELISA test for Schistosomosis in bovines and Oesophagostomosis in sheep.

Research Projects completed

1. Immunodiagnosis of Toxoplasmosis in backyard poultry of Andhra Pradesh (State Plan, 16.2 Lakhs, 2007-08).

Faculty

1. Dr.M. Uday Kumar, Professor and University Head
2. Dr. G. S. Sreenivasa Murthy, Associate Professor
3. Dr. S. Ramesh Bhoomaiah , Asst. Professor

5. Department of Veterinary Microbiology.

The Department of Veterinary Microbiology has been a part of Hyderabad Veterinary College, Osmania University that was established in 1946. Postgraduate program was initiated in the year 1982. Besides academics, this department undertakes diagnosis of diseases by investigating the samples from across the state. The Department also provides technical services to various institutes such as Nehru Zoological Park, Hyderabad Race Club, Indian Immunologicals, Private farms, etc. The Department has excellent laboratory facilities and has completed many National and International Research Projects. Undergraduate and postgraduate teaching is the main priority of the department. A post graduate program in Veterinary Biotechnology was started in the year 2002 as a part of the department with assistance from APNL Biotechnology program, Institute of Public Enterprises to strengthen Veterinary Biotechnology in the state. The department has been offering M.V.Sc. Biotechnology since its inception.

The Departments are actively involved in PG and Ph.D programs. The department is proud to have rolled out 64 Master's students in Veterinary Microbiology and 4 in Veterinary Biotechnology. Currently, 14 students (8 Microbiology and 6 Biotechnology) are working towards their Master's degree, and two students towards their doctoral degree.

The departments are equipped with excellent infrastructure including cell culture facility, molecular biology equipment like PCR, sequencer, deep freezers, fluorescent microscope, BSL 2 facility.

As a part of All India Network project on Bluetongue, a pentavalent vaccine for Bluetongue has been developed by the department, and the technology was transferred to Indian Immunologicals and other agencies for commercialization of the vaccine.

The departments are actively involved in research with many successfully completed National and International research projects extramurally funded by agencies like DBT, ICAR, RKVY, BBSRC (UK), etc.

Research Projects Completed

On-going Projects

1. All India Network Programme on Bluetongue Disease, ICAR, 2001 onwards, ` 9.35 lakhs per annum
2. Development of Diagnostic systems, reference collections, and molecular epidemiology studies of

important arboviral pathogens of livestock in India, DBT-BBSRC, 2014-17, ` 55 Lakhs

Clinical Trials

1. Clinical trials on vaccines against Brucellosis and bluetongue have been completed for Indian Immunologicals Ltd, Hyderabad.
2. Clinical trial on efficacy of Spectramast DC as dry cow therapy and Spectramast LC for mastitis in dairy cattle are under operation and funded by Zoetis India, Mumbai.

Faculty:

1. Dr. Y. Narsimha Reddy, Professor and Univ. Head
2. Dr. P. Kalyani, Asst. Professor

6. Department of Veterinary Pathology.

The Department came into existence in the year 1964. Besides teaching and research the department also caters to the technical needs of farming community and institutions such as Zoo Park, Race Club, National Police Academy etc. The faculty has developed a comprehensive museum which has a huge collection of Pathological specimens. The Department has excellent laboratory with microtome, Humacount, Cryostat etc. and has dedicated post mortem facility for both large and small animals. The Department has undertaken 13 research projects independently and in collaboration with other Departments. The PG programme was introduced in the year 1988. Since then, 40 PG students rolled out from the Department.

Research Projects completed:

1. Studies on phagocytic activity in aflatoxicosis in poultry
2. Studies on the effects of fluoride toxicity on visceral organs in sheep
3. Influence of tamarind water feeding against fluoride toxicity in sheep
4. Studies on biochemical and histopathological changes in surgical wounds treated with himax and teeburb in dogs
5. Studies on the influence of vitamin "A" in Carbon Chloride toxicity in rats
6. Studies on hematological and pathological changes in experimental infection with "P". Aeruginosa in sheep
7. Studies on duck viral hepatitis
8. Studies on the incidence and diagnosis of Marek disease and Lymphoid leucosis
9. Pathological studies in malathion poisoning in chicks
10. Diseases of liver in sheep
11. Studies n Pneumonia in sheep
12. Studies on hematological and histopathological changes in Mycoplasma infected chicks treated with tiamutin
13. Flavomysin clinical trials to evaluate on elimination of extra chromosomal resistance

Faculty:

1. Dr. M. Lakshman, Professor & Head

2. Dr.Y. Ravi Kumar Assistant Professor
3. Dr.T. Chandravathi Assistant Professor

7. Department of Veterinary Public Health and Epidemiology.

This Department was started in the year 2005 and offers postgraduate and doctoral courses besides being involved in UG teaching. Faculty also puts up awareness campaigns about public health especially from the zoonotic point of view.

Faculty

1. Dr. Sujatha Singh, Asst. Professor

8. Department of Animal Nutrition.

This Department is functioning since 1964 as Department of Animal Science. It was bifurcated into Department of Animal Nutrition and Department of Feed & Fodder Technology in 1984. This Department was the first to start PG Program in 1968 and Ph.D. Program in 1978. Excellent infrastructure facilities were created in the department during 1980's to conduct research on improvement and evaluation of crop residues and agro-industrial by products. So far, 162 M.V.Sc and 28 Ph.D. theses in Animal Science/ Animal Nutrition are produced, of which 44 M.V.Sc. and 6 Ph.D. are in the field of Feed & Fodder Technology.

The laboratories are equipped with sophisticated equipment like Kjeltex, Fibretex, Soxhlet, Spectronic 21, Bomb Calorimeter, Gerhardt digestion & distillation unit, Gas Production Analyzer unit (IVGP apparatus), RUSITEC, HPTLC, HPLC and Atomic Absorption Spectrophotometer.

It also has a Feed & Fodder Processing Plant with facilities for chopping, grinding, pelleting, expander cum extruder and block making for processing of roughage based complete diets. Facilities for conducting Feeding and Metabolism trials with individual feeding facilities are available for large and small ruminants.

Research Projects completed:

1. Goat and Sheep Feeding in India, Phase-I and Phase-II, IDRC, Canada
2. AICRP on Agricultural By-products, ICAR
3. Effect of feeding fodder based complete diets on production performance of crossbred cattle, ICAR
2. Economics of Buffalo Beef Production, ICAR
3. Nutritional Requirements of Indigenous sheep, IFS, Sweden
4. Improving the nutritive value of certain agricultural waste products for sheep, IFS, Sweden
5. Development of economic concentrate mixtures using exclusively unconventional feed

ingredients in dairy cattle, HLRF, Bombay

6. Network programme on Agricultural by-products–Complete Diets, ICAR, Rs. 66.0 Lakhs, 1999-02
7. Economics of milk production, State Govt
8. Nutritive evaluation of Palm Press Fibre in buffaloes through urea ammoniation, ICAR
9. Improving feed utilization of grazing sheep during fodder scarcity through rumen manipulation of dietary fat, AP-NL Biotechnology Project BTU, IPE, 5.0 Lakhs, 1998-2000
10. Utilization of by-products of pulses, oilseeds along with coarse cereal grains for intensive goat production, NATP, ICAR, Rs. 26.24 Lakhs, 2000-2004
11. Development of suitable technologies to make use of sunflower heads and castor cake as animal feed, NATP, ICAR, Rs. 29.40 Lakhs, 2000-06
12. Nutritional manipulations for obtaining higher performance and immune-competence in sheep raised for mutton production, ICAR, Rs. 27.40 Lakhs, 2003-06
13. Application of yeast culture and expander-extruder technologies for improved utilization of Agro-industrial by-products for economical milk and meat production, BTU, IPE,
14. Improvement of feed resources and nutrient utilization for raising animal production, ICAR, Rs. 97.16 Lakhs, 2002-14
15. Development and application of thermo tolerant probiotic yeast for enhanced animal productivity, DBT, Rs. 18.07 Lakhs, 2007-10
16. Value chain model for Bio-ethanol production from sweet sorghum in rain fed areas thro collective action and partnership, NAIP, ICAR, Rs. 38.50 Lakhs, 2008-12
17. A value chain model for clean meat production from sheep, NAIP, ICAR, Rs. 176.07 Lakhs, 2008-12
18. Dietary modulation of Zinc in buffaloes: Effect on growth, immune response and ovarian follicular dynamics, DBT, Rs. 33.40 Lakhs, 2010-14
19. Technological Interventions for Improving Quality of Feed for Economical Milk and Meat Production, RKVY, Rs. 84.19 Lakhs, 2008-11
20. Preparation, Propagation and Supply of Low Cost Feed by Using Crop Residues and Agricultural by Products, RKVY, Rs. 32.5 Lakhs, 2011-14

On- going Projects

1. Preparation, Propagation and Supply of Low Cost Feed by Using Crop Residues and Agricultural by Products and their impact studies, RKVY, Rs. 9.14 Lakhs, 2014

Faculty:

1. Dr.D. Nagalakshmi Professor and University Head
2. Dr.M. Venkateswarlu Professor
3. Dr.S. Raju Assistant Professor

9. Department of Animal Genetics and Breeding.

The Department was created in October, 1977 and post-graduate program was started in 1978. So far, 60 M.V.Sc. and 15 Ph.D. students got their degrees from this Department. A rabbit research center is attached to this Department. The Department has a state of the art molecular genetics and data analysis laboratory besides the general laboratory facilities. The Department has conducted extensive research in the areas of Cytogenetics, Molecular genetics and Breeding aspects of different livestock species.

Research Projects completed

1. Rabbit Production for Meat (ICAR)
2. Cytogenetic and Molecular Characterization of Native Breeds of Livestock (RKVY, 2008-12)

Faculty

1. Dr. S.T. Viroji Rao, Professor and Univ. Head
2. Dr.P. Jayalaxmi Professor
3. Dr.D. Sakaram Professor
4. Dr.B. Sridevi Assistant Professor

10. Department of Livestock Production Management.

The Department of Livestock Production and Management was established in 2005 by rechristening the erstwhile Department of Dairy Science. Both Postgraduate and Doctoral programs are being offered at this Department. The Department is instrumental in conducting research on problems associated with Tropical climate.

Faculty

1. Dr.A. Sarat Chandra Professor and Head
2. Dr. N. Rajanna Professor

11. Department of Livestock Products Technology

Department of Livestock Products Technology has started functioning in the year 1998 as per the VCI regulations, by amalgamation of part of Department of Dairy Science and Department of Meat Science and Technology, which were existing from October 1967. The Department offers both UG and PG courses and research on Livestock Products Processing, Quality control and safety. Post graduate courses leading to M.V.Sc and PhD were started in the year 1998. So far, 6 M.V.Sc. and 4 Ph.D. students have passed out of this Department. It also trains students in entrepreneurial skills through Earn While You Learn Projects on Milk, Meat and Egg products involving UG students.

This department is offering consultancy services to Slaughter houses of Greater Hyderabad Municipal Corporation and APEDA sponsored export oriented abattoirs. It imparts refresher courses to field Veterinarians, Self employment training to rural youth, women members of SHGs in different aspects of livestock products including meat and milk products. Dissemination of technologies through Radio and TV talks is done to create awareness among farmers and small entrepreneurs.

Research Projects Completed

1. Study on quality characters of Meat and Meat products, ICAR, Rs. 4.15 lakhs, 1976-81
2. Study on certain qualitative and quantitative characteristics of buffalo meat, ICAR, Rs. 1.03 lakhs, 1977-79
3. Studies on the effect of Electrical stimulation on the quality of meat, ICAR, Rs. 2.87 lakhs
4. Role of lactic acid bacteria in improving the microbiological quality of meat and meat products, PL-480, Rs. 7.27 lakhs
5. Development of dairy nutraceuticals from Lactoprotobiotics and fructo-oligosaccharides, Rs. 36 lakhs, 3 years
6. Development of Enzyme formulations for improving the poultry and pig feed, DBT, Rs. 13.0 lakhs, 2008-10
7. Development of probiotic formulation for broiler, AP-Netherlands Biotech, Rs. 9.85 lakhs, 2008-10
8. Separation, Purification of Bio-active principles of certain Indian herbs by membrane technology, AYUSH, Rs. 15.55 lakhs, 2009-11
9. Development of novel probiotic formulation for Calves and Lambs, Govt. of AP, Rs. 1.91 lakhs, 2008-09

Ongoing Projects

1. Regional network for skills exchanger on dynamic adaptation of ruminant production systems to a changing environment, ARCHE-NET, France

Faculty

- 1 Dr. M. Shashi Kumar, Professor and University Head

12. Department of Veterinary Gynecology and Obstetrics.

The Department was created in the year 1973. The Department has a state of the art In vitro fertilization lab equipped with Phase contrast microscope and stereo zoom microscope besides general equipment for IVF studies. Huge collection of Gynaecology, Andrology and obstetrical specimens of different species are available at this Department.

Besides academic training, the Department also provides technical services to the farming community by conducting clinical camps, Diagnostic Visits, Farmer training programs etc. The Department has focussed on Hormonal therapies for induction of postpartum oestrus in Murrah Buffaloes, Repeat breeding in crossbred cows, Induction of whelping in bitches. It also evaluated therapeutic protocols for estrus synchronization in Sheep and anoestrus Bitches.

Research Projects completed

1. Study on the efficacy of PMSG on in vitro maturation of Buffalo oocytes (State Plan, ` 1.6 lakhs)
2. Augmentation of postpartum reproductive efficiency in graded Murrah Buffaloes by using hormonal therapies (State Plan, ` 2.55 lakhs)

3. In vitro embryo production from goat preantral follicles (DBT, ` 29 lakhs)

Faculty

1. Dr.K.Chandrasekhar Reddy, Professor and University Head
2. Dr. E. Sunil Anand Kumar, Asst. Professor
3. Dr. M.V. Gopala Krishna, Asst. Professor

13. Department of Veterinary Surgery and Radiology.

The Department was established as a separate entity in the year 1973. M.V.Sc. program was started in the year 1984 and so far about 60 students have been awarded M.V.Sc. while about 25 Ph.D. students have rolled out. The Department has excellent facilities for surgical treatment and research. It has dedicated operation theatres for small and large animals, X ray, Ultrasound, C arm etc. The faculty renders services to large animals, small ruminants, pets and wild animals.

Faculty

1. Dr. K.B.P. Raghavender, Professor and University Head
2. Dr. V. Gireesh Kumar, Professor
3. Dr. K. Jaganmohan Reddy, Assistant Professor.

14. Department of Veterinary Medicine.

The Department started functioning independently from the year 1978. It started offering M.V.Sc. program from 1982 and PhD from the year 2005. So far, 70 M.V.Sc. and 3 Ph.D. students have passed out from this Department. The faculty participates in different outreach programs such as Kisan Melas for the benefit of farmers. It also renders technical services to Nehru Zoological Park, National Police Academy and Hyderabad Race Club etc.

Faculty

1. Dr. Katta Padmaja, Professor and Head
2. Dr. G. Ambica, Assistant Professor

15. Department of Veterinary and Animal Husbandry Extension Education

This Department came in to existence in the year 2005 with the adoption of VCI regulations. Apart from teaching, the Department undertakes varied outreach programs and has been instrumental in transfer of technology from lab to land. Awareness campaigns for enhancing awareness on improved animal husbandry practices are taken up by this Department. The Department is equipped with well furnished Audio Visual lab, Multimedia lab, Group discussion hall and Information Centre.

The department has brought out 25 multimedia modules, several booklets and pamphlets on dairy, sheep, goat and fish production. Several technology transfer tools such as multipurpose display system, digital flash cards, collapsible banner and COMBACCS were also developed by the Department.

Research Projects completed

1. Improving livelihood security of women self help groups (WSHG) involved in livestock rearing through capacity building in gender awareness (DFID, UK, 2006-2011)
2. Technology Transfer and Dissemination Initiatives for Livestock Development Through Establishment Of Educational Multimedia Resource Centre (RKVY, 2008-12).
3. Economic empowerment of Dairy Famers through Adoption of Improved Technologies (State Plan).

Faculty

1. Dr.M. Srinivas Reddy Professor and University Head

16. Department of Veterinary Clinical Complex.

The VCC came in to existence with the implementation of VCI pattern of education in the year 2005. This has 3 Veterinary Hospitals – one on the Campus, one in the city of Hyderabad (Boiguda) and one in the suburban locality (Mylardevpally). The VCC has state of the art equipment for diagnosis and treatment of different diseases of livestock and pet animals.

Faculty

1. Dr. T. Madhava Rao, Professor and Head
2. Dr. J. Jyothi, Assistant Professor.

17. Department of Livestock Farm Complex.

The I Livestock Farm Complex is established by amalgamating the existing livestock farms. The LFC maintains Cattle, Buffalo, Sheep, Goat, Pig, Chicken, Turkey, Japanese Quails, Emu etc. and also a vast expanse of fodder plots and grazing lands. The facilities of LFC are used for demonstration for UG students and animal experimentation by postgraduate and doctoral students.

Faculty

1. Dr. Suresh Rathod, Professor and Head
2. Dr. M. Hanumantha Rao, Asst. Professor
3. Dr. K. Sushma, Asst. Professor
4. Dr. B. Soumya, Asst. Professor

18. Department of Poultry Science.

Hyderabad being the poultry hub of the country, the Department of Poultry Science has a heavy responsibility in supplying the required manpower. This Department is established in the year 1965 and is offering M.V.Sc. from 1967 and Ph.D. from 1976. So far, about 200 students have completed M.V.Sc. and 30 students have completed Ph.D. degree from this Department.

Research Projects completed

1. Determination of protein and energy requirements of Emu chicks (WPS, Rs. 0.2 L, 2005-06).
2. Exploring marketing opportunities through a research industry and users coalition: Sorghum poultry feed (DFID, Rs. 18 L, 2003-04)
3. Team of Excellence on Feed Technology & Quality control (NATP, Rs. 80 L, 1999-04)
4. Enhanced utilization of sorghum and pearl millet grain in poultry feed industry to improve livelihoods of small scale farmers (FAO/ICRISAT, US \$55,800, 2005-2007)
5. Feeding value of Opaque- maize (high lysine) in chick rations (USAID, 1967-69)
6. Studies on restricted feeding in growing pullets on their subsequent performance (ICAR, 1972-76)
7. Studies on protein and energy requirements/rations in poultry rations (ICAR, 1974-77)
8. Economics of livestock production and marketing of livestock products (StatePlan, 1975-79)
9. Influence of housing systems on productive traits in chicken under tropical climatic conditions (DST, 1978-82)
10. Studies for developing suitable methodology for estimation of cost of poultry and egg production under small scale poultry farming conditions in Andhra Pradesh (ICAR, 1979-80)
11. Studies on protein and energy requirements of Khaki Campbell ducks (ICAR, 1983-85)
12. Socio-economic upliftment of rural duck farmers through improved production of desi ducks (NABARD, 1986-90)
13. Interaction of production efficiency and nutrient economy in WL Layers (ICAR, 1988-90)
14. Effect of feeding grain amaranth and red palm oil to hens on cholesterol level of eggs (1996-97, ICAR)
15. Environment friendly disposal of poultry droppings through anaerobic fermentation for production of biogas and manure (1999-01, DBT)
16. Team of Excellence-Feed technology and Quality control (2000-04, NATP)
17. Utilization of Stylo (*Stylosanthes* spp) leaf meal in broiler diets (2003, IGFRI-ICRISAT)
18. Exploring Marketing Opportunities Through a Research, Industry, and Users Coalition: Sorghum Poultry Feed (2002-04, DFID)
19. Development of certain poultry equipment Brooder, incinerator, flame gun operated on biogas generated by poultry droppings (2002-04, Ministry Non-conventional Energy, GOI)
20. A study on dietary requirements of crude protein and energy for emu chicks and grower (2004, WPS)
21. Application of Biotechnology for Eco-friendly management of Poultry Waste (2005, DBT)
22. Enhanced utilization of sorghum and pearl millet grains in poultry feed industry to improve livelihoods of small scale farmers in Asia (ICRISAT, 2005)
23. Sustainable livelihood of rural SC /ST population by using backyard as a tool (DBT, 2008-11)

Faculty

1. Dr.V. Chinni Preetham. Professor and Head
2. Dr. K. Vijaya Lakshmi, Professor

19. Sports Complex.

Faculty

1. Dr.Sunil Kishore Mishra, Assistant professor

20. Dept. Of Library & Information Science.

The College of Veterinary Science Library caters to the information needs of students, staff, researchers and extension personal of the University. Right information to the right reader at the right time is the motto of the library.

- **Library Space:**12,000 Sq.ft.

1. Total Number of Books – 9,056. &Reference Books - 500.

2.No. of Books Issued & Returned - 2,500. (Monthly)

3. Journals

Indian Journals

Sl.	Name of the Journal
1.	Indian Veterinary Journal
2.	Journal of Parasitic Disease (Formerly Indian Journal of Parasitology)
3.	Indian Journal of Animal Research
4.	Research Journal of Animal Husbandry & Dairy Science
5.	Veterinary Science Research Journal

Other Indian Journals are covered in CeRA.

Foreign Journals

Sl.	Name of the Journal
1.	British Poultry Science + British Poultry Abstracts Combined subscription.
2.	Journal of Physiology & Biochemistry.
3.	Journal of Veterinary Science.
4.	Journal of Small Animal Practice
5.	Veterinary Pathology.
6.	Veterinary Surgery.
7.	VETTED (Formerly Veterinary Medicine)

8. Journal of Dairy science

4. Journals with online access.

1) Consortium of e-Resources of Agriculture (CeRA) provided by ICAR to access full text Journals & Abstracts.

5. e-Books Subscribed.

13 e-Books of Elsevier publishers are procured for Life time. Printing facility is available for e-Books.

Sl No.	Book Title	Author(s)
1.	Veterinary Herbal Medicine	Wynn
2.	Animal Abuse and Unlawful Killing	Munro
3.	Canine Behavior	Beaver
4.	Human-Animal Medicine	Rabinowitz
5.	Color Atlas of Diseases and Disorders of Cattle	Blowey, Roger
6.	Clinical Veterinary Toxicology	Plumlee
7.	Pain Management in Animals	Flecknell
8.	Behaviour Problems in Small Animals	Bowen
9.	Small Animal Dermatology	Medleau
10.	Atlas of Veterinary Hematology	Harvey
11.	Small Animal Diagnostic Ultrasound	Nyland
12.	Small Animal Radiology and Ultrasonography	Burk
13.	Veterinary Practice Management Secrets	Catanzaro

6. Monthly No. of Visitors. 5,000 (Approx.).

7. Total Back Volumes. 5,100.

8. Monthly Magazines

1. India Today
2. Out Look
3. The Week
4. Frontline
5. Pratyoga Darpan
6. Competition Success Review
7. Civil Services Chronicle
8. Readers Digest
9. Sports Star
10. Science Reporter
11. Employment News
12. Annadhata &
13. Business Today.

9. News papers

1. Nameste Telengana,
2. Vartha,
3. Eenadu, Sakshi,

4.Andhra Jyothi,
5.Indian Express,
6.The Hindu &
7. Deccan Chronicle.

- **Competitive Examination books** : 400 no's
- **Thesis**: 2500 no's
- **KRISHIKOSH – e-Granth portal** : Formation of **PVNR Telangana Veterinary University** on 22/11/2014 from this date onwards total **theses 180. Till now all the theses were uploaded at krishikosh – e-Granth portal.**
- **Database Record**: 25000
- **Library Timing and Usages**: 09-00 AM to 5-30 PM (Working in Extended Hours)

Internet :

BSNL Broadband under **NME project 10 MBPS** internet facility to all the departments of the college, now upgraded to **20 MBPS** speed of internet.

e-Library:

Students can access internet and other databases in the e-Library which has twenty computer terminals and one Server which has UPS facility to provide uninterrupted internet access. Internet access is given to students with nominal fee of Rs.5/- per hour.

1. Systems.	20
2. Digital Copiers.	4
3. No. of Pages Xeroxed & Printouts Monthly.	14,000
4. No. of Internet Users Monthly.	200

Library Software : (KOHA)

Library has upgraded the existing LIBSYS 4 Software to Web Centric LIBSYS 7 ILMS Windows (2008/2012) platform for 20,000 unique titles entries, 5 Concurrent Housekeeping Clients and 25 Concurrent Users for Web OPAC. Now LIBSYS converted to **KOHA Software**. Day to day entire library housekeeping operations in online.

Reprographic Service :

Library provides Xerox facility at a nominal cost of Rs.0-50 paise per page and also printouts from internet downloads is also provided at a nominal cost of Rs.0-50 paise per page.

ID Card PrintingService :

Library has also ID card printing facility to issue ID cum Library Card to UG, PG & Ph.D Students, Teaching & Non-Teaching Staff.

Education :

Library offers compulsory Non-Credit course PGS-601: Library and Information Services to all the PG & Ph.D. students.

CC CeramaSurveillance :

Electronic surveillance system has been installed in the library to ensure proper safety and security of the valuable library collection. The system consisting of IR surveillance cameras and monitors help the library administration to track the movements of the library users.

Membership :

The Library has an institutional membership of All the UG Students PG, Ph.D. Students Teaching staff & Non-Teaching staff.

- The University officers, Professors can borrow 5 (five) books at a time for a period of 30 days from the library.
- Associate Professors 4 (four) books at a time for a period of 30 days from the library.
- Assistant Professors 3 (three) books at a time for a period of 30 days from the library.
- Non-Teaching 1 (one) book at a time for a period of 30 days from the library.
- The PG, Ph.D. students are eligible to borrow 3 (three) books at a time for a period of 15 days.
- UG students are eligible to borrow 2 (two) books at a time for a period of 15 days.

Library Services :

- Document Lending Service.
- Reference Service.
- Online Public Access Catalogue. (OPAC).
- Current Awareness Service. (CAS).
- Selective Dissemination of Information. (SDI).
- Reprography: Photocopying, Printing & Scanning.
- Resource sharing: CERA, e-Books and open access journals.
- Information downloads from online sources for the benefit of library users.
- CD- ROM Facility.

- SC/ST & BC Book Bank.
- Preparation and supply of Identity Cards to the UG, PG, Ph.D. students, Teaching, Non-Teaching staff and Pensioners.

Library Usages:




1. The e -Library ID card is valid for entire academic session.
2. Loss of the Library card must immediately be reported in writing to the librarian. A duplicate Library card may have ever been issued on payment of Rs 10/-(Ten) only.
3. The student will be entitled to borrow 2 books for U.G. and 3 books for P.G. & Ph.D aperiod of 15 (Fifteen Days).
4. If a book is not returned by the student within 15days an overdue charge of Rs 0.25 Paisa (Twenty Five paisa) per Book per day shall be levied for the first 15 days. For Sub- sequent days this charge will be Rs 0.50/-(Fifty paisa) per day per book.
5. A student against whom such overdue or other charges are outstanding shall not be allowed to borrow books until he clears the due amount.
6. Reference / Not to be lent out Publications, journals/single –copied books will not be available for loan.
- 7 Student shall not sub-lend/ transfer the books borrowed from the library to any other person.
8. Readers shall be responsible for any loss of or damage their possession and shall be Require to replace same and in the case of rare and out of print books to pay two times the value thereof.
- 9.The Librarian reserve the right to suspend/ cancel the membership of anybody violating rules in any form.

Librarian / Assistant Professor

Dr. L. Atchamamba Assistant Professor, Library & Information Science.

- **Supporting Staff:**

Record Assistants	: 3
Sweeper	: 1
Waiter	: 1
Outsourcing workers	: 2



Ruska Labs



The Electron Microscope facility is one of the rare facilities a University can boast of. The state of the art laboratory was established in the year 2002, under AHRD Program. It caters to the needs of the faculty and students of the University and also renders service to a huge community of researchers and industries across the country.

It has Transmission Electron Microscope (Hitachi H-7500 with nm resolution and up to 2,00,000x), Scanning Electron Microscope (JEOL JSM- 5600, 3.5 nm resolution and 1,00,000x), Ultramicrotome (Leica Ultracut UCT-GA-D/E-1/00), Advanced student Research Microscopes (Olympus Ax-70, Carl Zeiss Axioskop 2 plus) and Stereo zoom Microscope (Nikon SMZ 800). There is a well equipped dark room facility also.

OBSERVATION OF STAINED GRIDS UNDER TRANSMISSION ELECTRON MICROSCOPE (TEM)- HITACHI-H-7500



OBSERVATION UNDER (SEM) - SCANNING ELECTRON MICROSCOPE JEOL - JSM - 5600

Faculty:

Dr. M. Lakshman, Professor and Officer – in – Charge.